

Invacare® | *Mirage*



The simple way to mobility

The *Invacare Mirage* is a transportable power wheelchair that provides customers with increased comfort and confidence through its unique balance when driving over uneven surfaces.

Its compact design and excellent manoeuvrability gives the *Mirage* an unrivalled performance indoors.



Yes, you can.®



Manoeuvrability and Safety

The *Invacare Mirage* is a combination of aesthetics and the latest design principles that offer a modern look as well as a safe and stable drive. Manoeuvring the chair is extremely easy and accurate, especially when in compact or confined spaces.

Adaptable Comfort

Mirage is available in four different seat sizes varying from 350 mm to 500 mm. Ergonomic armrests with soft arm pads are adjustable in height, width as well as depth, to suit user needs. Overall seat comfort is provided by an optional padded seat cushion. A seat belt is also provided for added security.

Powerful mobility, easy transportability

A combination of stronger motors, a new generation of electronics and perfect balance make the *Mirage* extremely powerful and stable when climbing obstacles both with or without a kerb rider.

The *Mirage* is very easy to fold for transportation. The split battery boxes simply slide out, avoiding an awkward lifting position. A unique "seat clamping system" rigidizes the chair during driving but releases with ease when folding the chair. If required the backrest can be easily removed by loosening two hand wheels.

Features and Options



The *Invacare Mirage* is available in 4 seat sizes. 350mm, 400mm, 450mm & 500mm.



The armrests are easy to remove and adjust in height, width and depth.



The joystick is programmable for individual needs and preferences. It is also easy to read and operate.



The back comes off simply by loosening the two hand wheels at the back.

Features and Options



The **Mirage** fits into a car boot when folded for transport.



The swing in / out legrests ease transfers in and out of the chair.



Kerb rider
With the aid of the kerb rider, you easily overcome 100 mm obstacles.







Tension adjustable upholstery
The tension adjustable upholstery allows individual adjustment of the seating, maximising comfort.



Recliner backrest
The gas spring recliner back allows a change of seating position from an active to a relaxing position.

Technical data

						
Mirage 350, 400, 450, 500 mm +80 mm adjustment	400, 440, 500 mm	470 mm ¹	450 mm 530 mm	270 - 340 mm	350 - 460 mm	Standard 80° Elevating 80° - 0°
						
Mirage Standard 14° fixed Recliner 3° - 35°	530, 570, 610, 680 mm	Standard 940 mm Recliner 970 mm	1070 mm ²	380 mm	30 Ah - 64 kg 40 Ah - 72 kg	120 kg
						
Mirage 40 Ah	1800 mm	60 mm / 100 mm ³	15,8% (9°)	110 W / 350 W ⁴	3 km/h 6 km/h	40 Ah - 25 km ⁵

1/ To top of seat canvas

2/ Including standard legrests & anti-tippers


3/ Including kerb rider

4/ Peak power rating

5/ 120 kg user weight - 20 km

If nothing is specified all values represent **Mirage** in seat width 450 mm.

Frame colours



Invacare Limited
Pencoed Technology Park - Pencoed -
Bridgend CF35 5AQ - United Kingdom
Tel: +44 1 656 776 222
Fax: +44 1656 776 220
E-mail: uk@invacare.com
Sales Order E-mail:
ordersuk@invacare.com
www.invacare.co.uk

Invacare Ireland Ltd
Unit 5 - Seatown Business Campus
Seatown Road - SWORDS - County
Dublin - Ireland
Tel. +353 1 8107084
Fax +353 1 8107085
Email: Ireland@invacare.com
www.invacare.ie

© 2011 Invacare International Sàrl
All rights reserved.

All information quoted is believed to be
correct at time of print.
Invacare reserves the right to alter
product specifications without prior
consultation.

Mirage - UK - 01/2012 - 1441997



Yes, you can.®

Upholstery



Black nylon (Fire retardant)

More detailed information, technical data, references for transport
or description of certain options can be found in the wheelchair's
user manual.